



# NEWSLETTER

Website: [www.strathgardenclub.com.au](http://www.strathgardenclub.com.au)

Email: [strathalbyngardenclub@gmail.com](mailto:strathalbyngardenclub@gmail.com)

Phone contact: 0416 173 573

Issue No: 127

May  
2014

## From The President,

The best was kept to last by Open Gardens Australia with the Currency Creek Arboretum being open on the weekend of May 3rd and 4th, the last open weekend of the season.

This comprehensive collection of Eucalypts is the work of one inspirational young man, Dean Nicolle, who began collecting at the age of eight and at sixteen years of age was helped to buy the Currency Creek property by his parents. Since then over 8000 trees have been propagated from seed and planted by Dean.

It is the largest collection of Eucalypt species in the world and contains over 900 species and subspecies. In fact there are probably not many more to be added.

I was impressed by Dean's continued enthusiasm and breadth of knowledge about his trees.

Seeds had been collected from across Australia and although no special care was given to any of the seedlings once planted there appear to be very few failures as indicated by dead trees being left in situ.

The Arboretum offers opportunity for many types of research and is a valuable resource for the future.

We visitors were given permission to gather the various seed capsules and who could pass up such an opportunity? Propagating, whether from seed or cutting, is a fascinating activity and one in which I take real delight.

Norma Keily



Chris Perry of Perry's Fruit and Nut Nursery was the guest speaker at the March meeting and he began by explaining a little of the history of the nursery.

Thirty five years ago the Perrys, having left PNG where Chris had been an entomologist, decided to establish a wholesale Avocado Nursery at McLaren Flat. Realizing the need to expand the nursery they branched out into becoming specialist retailers of fruit and nut trees with an emphasis on the odd and unusual.

Their latest promotion is for the Jujube tree which produces delicious fruit in large quantities.

Chris explained that the soil around Strathalbyn is mostly red/brown earth with good drainage which is very suited to fruit trees although at times frost can be a problem.

The needs of various fruit trees were discussed in particular Avocadoes which need careful soil preparation, shelter and fertiliser. The White Sapote is a tropical tree that is tolerant of different conditions while the Black Sapote is the tropical evergreen black persimmon.

Ideally fruit trees should only be allowed to grow to picking height. Pruning for size should be started early in the life of a fruit tree and will require regular follow up pruning but fruiting also reduces their vigorous growth. Quality mulch should be applied around fruit trees to improve the top soil and encourage surface root growth. Planting on a mound is also

advantageous.

Old fruit trees can be cut back hard to reduce their size and then new growth should be regularly tip pruned right through the growing season. The main cut back should happen in winter then the re-shaping will be done regularly over the next two years.

Pruning hints included cutting off any overshadowed branches as they die back anyway. Apricots should be pruned in dry weather. Pruning apples in winter encourages vigour so only correct structural problems and do the main trimming between November and March as a continuous process.

Dwarf fruit trees are a current trend in the industry but not all trees on offer have been tested over time so they may grow into full size trees over time. Dwarf trees may be top heavy so will need secure staking. New varieties are being added all the time. A good indicator of the growth habit is the dense canopy and the short distances between the nodes as on the dwarf peaches.

A visit to the Waite Arboretum was recommended to inspect fruit trees that are growing without any additional watering. These include avocadoes and pecan trees.

The talk was followed by many questions on the pruning of fruit trees, the best varieties of fruit trees to grow and the inevitable lemon tree questions.

Their website has useful planting information : [perrysfruitnursery.com.au/](http://perrysfruitnursery.com.au/) and their nursery is a wonderland of fruit trees and really worth a visit.

**Subs due in June \$10.**

# STRATHALBYN GARDEN CLUB PROGRAM

MEETING DATE	SPEAKER/ACTIVITY	TOPIC FOR DISCUSSION
May 23rd	Bloom Competition	1 entry in each category per member
May 23rd	Paul Dipuglia	Neutrog Update and Q & A
May 23rd	Neutrog Order 2014 Opens	Order & money in the envelope provided
June 27th	AGM & Subs due	Consider nominating for the committee
June 27th	Sophie Thomson	"Spring into action"
July 25th	Greg Ruckert	Growing and caring for bulbs
July 25th	Neutrog Order 2014 Closes	
July 30th	Rose Pruning Demo and Hands On	Dawn Hill and Bridget Knight
August 15th	Neutrog Order pick up	Fairweathers' 5 Ashbourne Road Strathalbyn
August 22nd	Norma Keily	Snapshot of a Garden Lover's Holiday.
August 22nd	Eden Valley Garden Recovery	Plant collection for delivery to Mt Pleasant
September 26th	Rob Fairweather	Birds and basic photography
October 24th	Art Gallery of SA.	Guest Speaker & topic TBA
October 24th	Spring Bloom Competition	
November 28th	End of year lunch	Venue TBA

## COMING EVENTS

**Sunday 15th June 2014, 1pm - 4pm**

Mingle with Costa from Gardening Australia and Sophie Thomson at Edible-izing Adelaide in the Ballroom of the Burnside Community Centre, 401 Greenhill Road, Tasmore. Enter the Costa Look-a-like competition, enjoy free wine or juice and learn about Adelaide's Produce Swap.

**Wednesday 30th July, 9.30am - 11.30am**

Rose Pruning at Dawn Hill's, 5 Garwood Avenue, Strathalbyn with Bridget Knight demonstrating. Bring your secateurs and gloves as there are lots of bushes to practice on!



## COMMITTEE MEMBERS FOR THE GARDEN CLUB.

To run the Strathalbyn Garden Club effectively and efficiently we need a committee of ten members. We currently have 8 and two are retiring at the 2014 AGM. That leaves 6 so we need 4 more. Apart from attending the regular club meetings and the committee meeting held for an hour or two after the monthly meeting it only requires a commitment of a few extra hours a month.

No special skills are needed just the willingness to work as part of an enthusiastic team.

Nomination forms available from Norma Keily.

## NEUTROG ORDER 2014



**THERE WILL ONLY BE ONE ORDER FOR 2014**

- ⇒ Decide which products you want.
- ⇒ Fill in the order form.
- ⇒ Place the completed order form and the money in the envelope provided.
- ⇒ Fill in the details on the front of the envelope.
- ⇒ Hand the envelope to the Treasurer or her assistant by July 25th.
- ⇒ The Treasurer will record your order and details on the master order spread sheet on her computer.
- ⇒ Pick up your receipted order form at the next meeting from the Treasurer as it will be needed on collection day Friday 15th August

**COLLECTION DAY FRIDAY 15TH AUGUST  
AT 5 ASHBOURNE ROAD 9.30AM - 1PM**

- ⇒ Bring your receipted order form on collection day.
- ⇒ Do not drive into the driveway until summoned.
- ⇒ Parking is limited on the road side but parking is available at the Oval.
- ⇒ Help will be needed to sort and distribute the Neutrog. Volunteer to Norma.
- ⇒ If unable to pick up your order on collection day please make other arrangements with Norma or Rob Fairweather.

Please be discreet when discussing with anyone our arrangement with Neutrog as we do not wish to offend any of our local suppliers.

## EDEN VALLEY FIRES - GARDEN RECOVERY PROJECT

Cuttings that were taken in early March should be showing healthy root growth and if you have not already done so it is time to pot them on.

Use clean potting mix in clean pots as we do not want to spread any soil borne diseases.

Keep plants growing strongly with regular watering and applications of liquid fertiliser.

Keep slugs and snails and other pests away from the pots.

A warm sunny position will be beneficial.

Tip prune where necessary to create strong growth.

Now is a good time to pot up roots of salvia, chrysanthemums, comfrey and herbs such as chives, mint and thyme.

Make sure the labels on your plants are still legible and that they contain all the necessary details for the new owner. (Plant name - common and botanical if possible, colour, growth habit, watering needs, best location.)

Friday 22nd August will be collection day so bring your plants to the Garden Club meeting.

In July we will need to get a rough idea of how many potted plants we will have so that transport can be arranged.



## TO GIVE AWAY

Annie McInnes on East Tce Strathalbyn has succulents in flower to give away. If you are interested phone her 8536 2335.

### **SHEEP MANURE for Sale**

\$5 / bag (delivered to Strath)

\$4 / bag (collected from farm)

\$20 / collected in trailer, i.e. 6'.4'

Tania & John Richardson

Woodchester

85375011

We're happy to make your garden happy! Spread the word.

### **GREG THE WORM MAN 0438 808 066**

Kilo packs of composting worms

Vermicast for soil improvement

Worm Farms to order

Worm Wee 3 litre & 20 litre containers

Catch me at the Strathalbyn Garden Club meetings!

# N.B.

## SIGNING IN

Members are reminded that it is important to sign the Attendance Register on arrival and when picking up your name badge for the meeting so that our record keeping for insurance purposes is accurate.

Apologies can be recorded with an A in the appropriate column.

## GOT A PROBLEM?

If you have a problem, something to share, need a cutting or seeds or scion wood then the newsletter is a good means of communication. Norma edits the newsletter and will gladly find space for your request.

Email [strathalbyngardenclub@gmail.com](mailto:strathalbyngardenclub@gmail.com) or phone 85366276.

## LUCKY DOOR PRIZE

Just a reminder that the lucky winner of the door prize has first pick from the raffle table and this can be taken before the raffle draw so there is ample time to make a choice.

## GARDEN HELP

Later in the year three of our members will be opening their gardens with Open Gardens Australia. Maggie Minchin, Tania Richardson and Joy & Chris Bourne might be delighted if Club members would offer some volunteer time to help in the preparation of their gardens. Working Bee times will be planned closer to the dates but help might be needed earlier with pruning, weed control and planting.

Assistance during their Open weekends might also be appreciated. It is a great opportunity to meet other gardeners and promote Strathalbyn.

## SELLERS' TABLE

Sellers may give a donation either in cash or kind for the privilege of using the **Sellers' Table**. The choice and amount is up to their discretion. We encourage members to make use of this service as well as to continue making donations to the **Donations Table**.

All the funds help defray the cost of running the Garden Club.

## GARDEN CLUB FRUIT TREE PRUNING

Back on the 9th of April Garden Club members braved the weather to gather at the home of Rex and Shirley Fountain. Despite having quite a small house block the Fountains have an impressive number and variety of fruit trees of various ages so we were able to compare their different growth habits and pruning needs and examine how best to prune them. We looked at the advantages of multi-grafting trees to provide a range of fruit across the season which can be a useful solution when garden space is limited.

After a quick session on pruning basics - removing the 3 Ds (dead, diseased, damaged); identifying fruit and leaf buds; encouraging flowers and fruit; improving shape; managing growth; where and what to prune off; the best pruning tools to use; we chose our trees and set to work.

Some trees needed many hands while others just required a quick tip prune. Espaliered trees were tidied and trimmed, and problem trees were brought back to order. We will have to wait for spring and summer to realise the results of our labour which we hope will be in the form of healthy trees bearing baskets full of luscious fruit. Rex and Shirley's garden is a delight to visit as it is crammed with interesting plants, water features, novelty ornaments and innovative ideas. The plants are lush and healthy and reflect the enthusiasm and skill of the owners. It was a privilege to be able to share the morning with our enthusiastic club members.



Maria Maxwell, Mary Golden and Allie Cornelius taking control of the pear tree.



## The Coach Trip - Friday 9th May

Every thing can be planned except for the weather and so it happened for the Garden Club coach trip on Friday 9th May.

Despite the rain at the first stop "Windmill Hill Recycle" the garden club members were keen to unearth unexpected treasures which included a colourful pair of four inch heels just waiting to be repurposed as planters.

At Mt Lofty Botanic Gardens the Garden Guides boarded the bus and having obtained permission, Gavin was able to drive the coach around, so that members could get a glimpse of all the wonderful trees, shrubs and ferns.

Lunch had been planned to be taken in the gardens but due to the inclement weather John and Heather Roach opened their home for members to use their family room. The change in program was turned to advantage as the Roaches and Trevor Nottle were able to tell the captive audience about their gardens. Taking care in the slippery conditions members then ventured out for a quick look at the gardens. Both hosts have issued invitations for a return visit when the weather is fine.

While members were being informed and entertained by their hosts Gavin used his expert local knowledge to find a dry venue for afternoon tea. Warm drinks and delicious muffins were served under the canopy of a de-

funct BP Service Station. After a comfort stop in Hahndorf it was on to 'The Depot' in Mt Barker, a recently opened plant nursery with a lovely range of healthy plants and attractive garden ornaments.

The day had been challenging but everyone survived and there were many happy moments and lots of laughs.

Congratulations to Rose Moody who won the door prize and many, many thanks to Maria for organising the day and to Gavin for his knowledge, skill and sense of humour.

### CULTIVATING SACRED SPACE

#### GARDENING, VEGIES + CREATIVE LANDSCAPES

Creating and revamping vegie gardens + permaculture gardens

General gardening, maintenance + landscaping

Native and water-wise gardens

Consultation and design available

Workshops on edible gardening, art, & living simply, consciously + creatively (for schools, community groups & businesses)

Friendly service and advice ☺

**Samantha (Sam) Jeffries**


**Phone: 0431 457 925**

**cultivatingsacredspace@gmail.com**






# Hamlyn Cottage home of Sophie Thomson - May 2014




Sophie has the art of re-cycling in hand, with her brick filled gabion walls and her antique bed full of colourful succulents.



The windmill blends well in this country garden and could be functional too.



Inside and out the old carriage looks a treat and is practical garden storage.



On Wednesday 23rd April 60 members of the Strathalbyn Garden Club visited Sophie Thomson's garden near Mt Barker, receiving a very warm welcome, the outing was in place of our 4th Friday of April meeting which fell on ANZAC Day.

Members were toured across Sophie's large garden where she is working to self-sufficiency, with a good veggie garden and a huge orchard planted and as she told us, 'Hamlyn Cottage is definitely a work in progress', built on what was once a cow paddock, surrounding a beautifully restored 1847 heritage listed stone cottage, it has good soil and wonderful views.

Sophie said, "My goal was always to create a glorious garden with a fully productive organic vegetable garden and orchard, enough to feed our ravenous tribe. I dream of having home grown fruit and vegetables for the whole twelve months of the year. The veggies aren't a problem, however 12 months of fruit is a big goal. So far we have planted over 100 varieties of fruit and nut trees and there are still over 20 citrus to go in. Once we are fully productive, we will store it in the large cellar under our house and we may set up a cool room in it as well."

Chooks, ducks and geese graze and manure the orchard that will one day be totally netted.

A bore has been put down, with water at 1500 ppm salts, "It may not be ideal for watering veggies," said Sophie, "but is better than most in the area."

Sophie has her garden planted into watering zones.

Much of her veggies are grown in wicking beds which she builds in huge crates.

We enjoyed a luscious afternoon tea on the patio which has been planted with a wisteria which will one day give wonderful summer shade.

Hamlyn Cottage will be open as part of Open Gardens Australia on the weekend of the 18th and 19th October 2014.




Succulents are a big part of Sophie's very colourful, water-wise garden and fit well with salvia and other hardy shrubs and perennials - every corner is well utilized.



Veggies covered against pests and raised garden beds help provide for Sophie and family.



Chooks, ducks and geese graze and manure Sophie's huge orchard already containing 100 plus fruit and nut trees.





# Direct purchase agreement pricing and product information

**Neutrog**  
The Experts' Choice

Prices effective from June 1, 2013

## ORGANIC BASED SPECIALIST FERTILISERS



**Gyganic**  
Perfect for fruit and citrus, Gyganic has been specifically developed to enhance fruit size, quality and taste.  
**20kg bag \$35**



**Kahoona**  
Ideal for all acid loving plants such as Camellias, Gardenias, Azaleas and Rhododendrons.  
**20kg bag \$35**



**Sudden Impact for Roses**  
Ideal for all flowering and fruiting plants – not just roses.  
**20kg bag \$35**



**Strike Back for Orchids**  
Ideal for the all potted flowering and fruiting plants – not just orchids.  
**20kg bag \$35**

**Strike Back for Orchids Liquid**  
Ideal for all potted flowering and fruiting plants – not just orchids.  
**1L bottle \$12**



**Sudden Impact for Lawns**  
Ideal for new and established lawns, along with other non-flowering plants such as palms, ferns and conifers, as well as leafy vegetables and herbs.  
**20kg bag \$35**



**Upsurge**  
Ideal for turf to improve soil structure and increase resistance to pests and disease, earthworm activity and root growth.  
**7.5kg bag \$18**

## ORGANIC FERTILISERS



**Bounce Back**  
A high quality, general purpose fertiliser, specifically formulated for the most effective and safe feeding of all your garden plants. Ideal for winter and summer application.  
BFA certified.  
**20kg bag \$15**



**Rapid Raiser**  
A high quality, boosted general purpose fertiliser. The increased phosphorus level makes it ideal for planting and promotes faster, healthier and sustained growth for all plants. Particularly suitable for heavy feeding plants such as roses and citrus.  
BFA Certified.  
**20kg bag \$17**



**Blade Runner**  
A high quality, general purpose lawn fertiliser. Ideal for all use on all lawns, particularly new lawns and summer application of established lawns where the slow release properties help to prevent thatch build up. BFA Certified.  
**15kg bag \$17**



**Rocket Fuel**  
Specifically developed for growing healthy, organic fruit and vegetables. A portion of all retail sales go to supporting the Stephanie Alexander Kitchen Garden Foundation. BFA Certified.  
**15kg bag \$15**



**Cock'n'Bull**  
A mix of cow and chicken manure, Cock'n'Bull is ideal for conditioning the soil whilst adding nutrients. A perfect additive to any garden or veggie bed.  
BFA Certified.  
**30L bag \$8**



**Meatworks Blood'n'Bone**  
An all-purpose organic fertiliser manufactured from meat and bone meal.  
**25kg bag \$35**

## ORGANIC FERTILISERS



**Seamungus Pellets**  
Ideally suited for establishing new plants (particularly bare-rooted roses) and for use on natives. Seamungus can also be used as a plant tonic to revitalise all your plants throughout the year. BFA Certified.  
**20kg bag \$25**



**Seamungus Liquid**  
Ideally suited for establishing new plants (particularly bare-rooted roses) and for use on natives. Seamungus can also be used as a plant tonic to revitalise all your plants throughout the year.  
**1L bottle \$12**



**Seamungus Green**  
The smaller crumble form makes Seamungus Green ideal for lawns and in dry conditions where more immediate breakdown is required. It can also be used as a plant tonic to revitalise all your plants throughout the year. BFA Certified.  
**20kg bag \$30**



**GOGO Juice**  
A pro-biotic for your soil and plants, GOGO Juice provides all the benefits of applying liquid kelp, seaweed and humic acid, whilst adding beneficial bacteria to assist in breaking down the organic matter, maximising the nutrients available to your plants.



**1L Concentrate \$12**  
**2L Concentrate \$17**  
**2L Ready to Use \$12**



- Prices include GST
- Free delivery to agreed delivery points for minimum 1 tonne / pallet orders
- These prices are strictly for members only and are not to be knowingly disclosed to the general public

## BOOKS



SA



VIC



NSW

## From the Ground Up

From the Ground Up is a complete and comprehensive, state-based garden guide for gardeners. The books utilise the recommendations of many plant experts, coupled with the fantastic knowledge and experience from our authors - Sophie Thomson (SA edition), Jane Edmanson (VIC edition) and Linda, Sandra and Graham Ross (NSW edition).  
**\$35 each**



**Year round  
fertilising for  
year round  
health**

Like humans and animals, plants require regular feeding throughout the year – at least once in each season. Happy, healthy, well nourished plants are more resistant to pests, diseases, heat stress and frost.

The programs have been specifically developed by experts who rely upon optimum plant growth to earn their living. To find the Neutrog feeding program that is right for you, log onto our website [www.neutrog.com.au](http://www.neutrog.com.au)

Neutrog Australia Pty Ltd  
288 Mine Road, Kanmantoo  
South Australia 5252  
T (08) 8538 3500  
F (08) 8538 3522  
E [info@neutrog.com.au](mailto:info@neutrog.com.au)  
W [www.neutrog.com.au](http://www.neutrog.com.au)



# STRATHALBYN GARDEN CLUB NEUTROG ORDER FORM



Orders Close By: **25th July 2014** Order Pick up on: **Friday 15th August 9.30am - 1.00pm**

**Pick up from the Fairweathers' 5 Ashbourne Rd Strathalbyn**

Member's Name:..... Contact Phone .....

Address:.....

	Products available	Size	Number of items	Cost per item	Total
ORGANIC BASED SPECIALIST FERTILISERS	Gyganic	20kg. bag		\$35.00	
	Kahoona	20kg. bag		\$35.00	
	Sudden Impact for Roses	20kg. bag		\$35.00	
	Strike Back for Orchids	20kg. bag		\$35.00	
	Strike Back for Orchids Liquid	1lt. bottle		\$12.00	
	Sudden Impact for Lawns	20kg. bag		\$35.00	
	Upsurge	7.5kg. bag		\$18.00	
ORGANIC FERTILISERS	Bounce Back	20kg. bag		\$15.00	
	Rapid Raiser	20kg. bag		\$17.00	
	Blade Runner	15kg. bag		\$17.00	
	Rocket Fuel	15kg. bag		\$15.00	
	Cock'n'Bull	30lt. bag		\$8.00	
	Seamungus Pellets	20kg. bag		\$25.00	
	Seamungus Green Crumble	20kg. bag		\$30.00	
	Seamungus Liquid	1lt. bottle		\$12.00	
	GOGO Juice - concentrated	1lt. tin		\$12.00	
	GOGO Juice - concentrated	2lt. bottle		\$17.00	
BOOKS	GOGO Juice - ready to use pre-mix	2lt. spray pack		\$12.00	
	Meatworks Blood'n'Bone	25kg. bag		\$35.00	
	From the Ground Up books	SA		\$35.00	
		VIC		\$35.00	
		NSW		\$35.00	
	TOTAL				

**Correct Money only: Cash/Cheques made out to Strathalbyn Garden Club**

**Official Receipt Please bring this to the product pickup.**

DATE RECEIVED...../...../.....

AMOUNT OF \$.....

SIGNED.....

## HOW TO PLACE YOUR ORDER.

1. Fill in the form including name and address
2. Insert the form and the correct money in the envelope provided.
3. Give the envelope to the Treasurer or her assistant
4. This form will be returned to you as a receipt
5. Bring this form to the collection depot to pick up your order. Details of the pick up and location of the depot are at the top of this form
6. Enquiries to the Treasurer 8536 4267

PROBLEMS WITH PICK UP?  
PHONE NORMA 0416 173 573